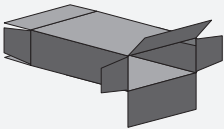


15DZ

Hand Load Cartoner



*Shown with optional 10-ft product infeed conveyor.



where products meet packaging®

Featuring a smooth and efficient double-head rotary carton feed system with optional orbital feed and pre-break, the 15DZ delivers class-leading carton erecting performance in a compact and economical package. Capable of erecting and sealing a wide range of carton sizes at speeds up to 60 cycles per minute, the affordable 15DZ is ideal for the most demanding and cost conscious production environments. Fast changeover, simple operation and ergonomic design, along with the ability to easily and economically add a barrel cam auto-load system, really set this machine apart from the crowd. Plus, for challenging applications, you'll love the special flap tucker design of the 15DZ. Like all ADCO machines, the 15DZ is constructed in stainless steel and is available in standard or washdown configurations.

Benefits

- Stainless steel construction improves cleanability and reduces corrosion
- Rotary carton feeder ensures smooth, efficient operation
- Optional orbital carton feeder with vacuum pre-break will open the most challenging cartons
- Special horizontal flap tucker takes the challenge out of difficult bag-in-box applications
- Large carton size range protects your investment as products change
- Advanced guard design keeps operators safe and maximizes maintenance access
- Optional barrel cam auto-load conversion kit makes it easy and affordable to convert from manual to automatic loading

15DZ Hand Load Cartoner

Product Features

- Stainless steel construction, welded frame
- Compact frame with leveling feet and casters
- Double-head rotary carton feeder with optional Orbital Feeder and Pre-break
- Ergonomically-designed product load table
- Capable of closing either tablock style or glued cartons
- Nordson® ProBlue hot melt glue system (when glue is specified)
- Allen-Bradley® control package
- Category 3 safety system with a fully-interlocked barrier guard package
- Optional barrel cam auto-load conversion kit
- Many options available upon request

Typical Applications

- Flow-wrapped products
- Frozen foods
- Bag-in-box
- Baked goods
- Snack foods
- Dairy products

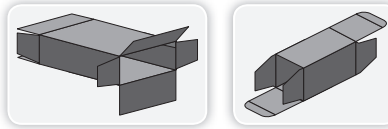
Utilities

Electrical

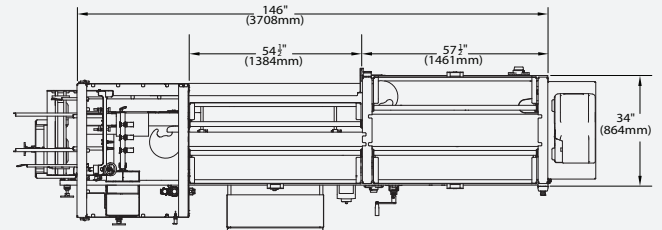
- 230/460 VAC, 3-Phase with ground (PE), 60 Hz

Air Consumption

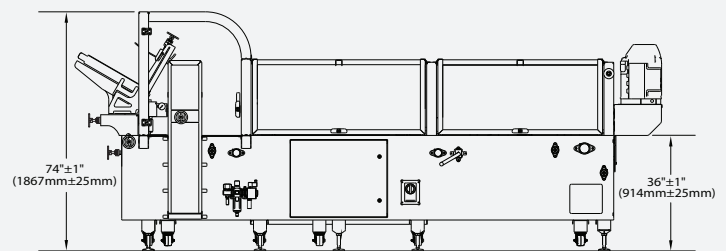
- 10 CFM @ 95 PSI



PLAN VIEW



SIDE ELEVATION



CARTON SIZE RANGE

Dimensions	(in)		(mm)	
	Min	Max	Min	Max
Length of Opening	1	9	25	230
Width of Opening	1	4	25	100
Carton Depth	4	12	100	305

Not all minimums and maximums apply.
Special modifications are available to extend the size range.



For more information about this product, scan the QR code above with your mobile device.



*15DZ converts to 15DZBC with optional auto-load barrel cam conversion shown here

